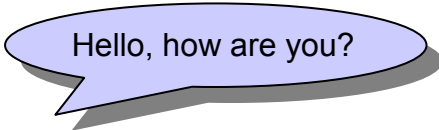




**Part One**

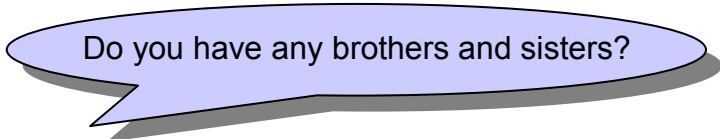
Write a short sentence to answer each question.



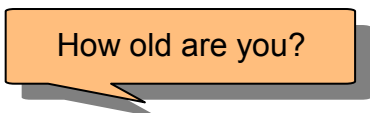
1. ....



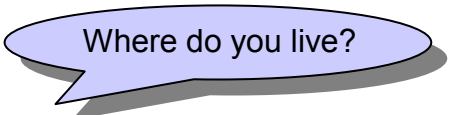
2. ....



3. ....



4. ....



5. ....

**Part One (continued)**

What is the name of your school?

6. ....

What do you like learning at school?

7. ....

What colour is your hair?

8. ....

What do you like to eat?


9. ....

What is your favourite TV programme?

10. ....

*(10 marks)*

Part Two



Write a sentence to answer these questions.

Example:

*How old is Pyetr?*

*He's thirty six years old.*

11. How old is Katarin?

.....

12. How old is Olga?

.....

13. How old is Natasha?

.....

14. Whose is this football?



.....

15. Whose glasses are these?



.....

(5 marks)

**Part Three**

**Now, read the answers and write the questions.**

*Example:*

***Whose dress is this?***

.....




It's Olga's dress.

16. ....?



They are Pyetr's jeans.

17. ....?



They're Natasha's shoes.

18. ....?



She's five years old.

19. ....?



She is carrying a book.

20. ....?



Between Katarin and Natasha.

*(5 marks)*

**Part Four**

**Fill the gaps.**

*Example: Olga is tall but Pyetr is ..... **the tallest.***



21. Katarin's hair is long, but Olga's is .....



22. ....? It's my birthday cake.



23. ....? It's a banana.



24. .... hours are in a day?  
There are twenty-four.



25. .... are the melons?  
They weigh 2 kilos each.



*(5 marks)*

**Part Five**

**Look at the pictures. Count how many there are in each picture and write your answer in the space provided.**

*Example: One pencil*



***Two pencils***

.....

**26. One football**



.....

**27. One child**



.....

**28. One glass**



.....

**29. One man**



.....

**30. One tomato**



.....

*(5 marks)*

**Part Six**

**Write about the picture. Write about who you see, where they are and what they are doing in the picture. Write on the lines below. You can continue writing on the next page.**



Handwriting practice area with ten horizontal lines. An illustration of a hand writing on a notepad is located in the top right corner of the area.



**Part Six (continued)**

A large rectangular box containing 25 horizontal lines for writing.

*(10 marks)*