

**JETSET LEVEL ONE**

**WRITING TEST**

**JET VERSION**

**PRACTICE PAPER**

**TIME ALLOWED 60 MINUTES**

Complete the details below in block capitals.

Candidate Name																				
Centre Code										Candidate Number										
Candidate ID Number										Number of additional sheets handed in										

**You need**

- This question paper
- A pencil

**You may NOT use a dictionary**

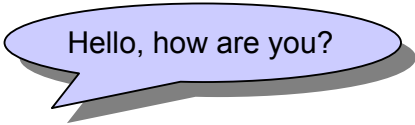
**Do NOT open this paper until you are told to do so.  
Try to answer ALL the questions.**

**INSTRUCTIONS**

- Read each question carefully
- Write your answers in the spaces provided

**Part One**

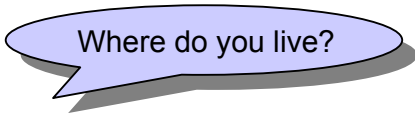
**Write a short sentence to answer each question.**



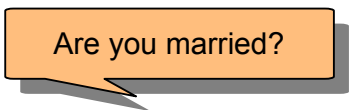
1. ....



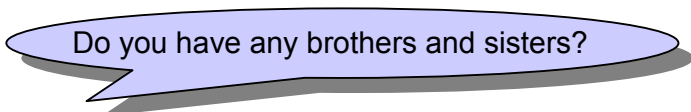
2. ....



3. ....



4. ....



5. ....

**Part One (continued)**

How old are you?

6. ....

Where do you go to school?

7. ....

What are you wearing today?

8. ....

What is your favourite food?


9. ....

Do you play any sport?

10. ....

*(10 marks)*

**Part Two**



**Mr Kolstadt**  
Age 42

**Mrs Kolstadt**  
Age 37

**Maida Kolstadt**  
Age 16

**Eric Kolstadt**  
Age 11

**Marie Kolstadt**  
Age 7

**Write a sentence to answer these questions.**

**Example:**

*How old is Mr Kolstadt?*

***He's forty two***

**11.** *How old is Mrs Kolstadt?*

.....

**12.** *How old is Maida Kolstadt?*

.....

**13.** *How old is Marie Kolstadt?*

.....

**14.** *Whose are these glasses?*



.....

**15.** *Whose jumper is this?*



.....

**(5 Marks)**

**Part Three**

**Now, read the answers and write the questions.**

*Example:*

..... ***Whose dress is this?*** .....



It's Mrs Kolstadt's.

**16.** .....



It's Eric's.

**17.** .....



They're Marie's.

**18.** .....




It's red.

**19.** .....



Next to Maida.

**20.** .....



Between Eric and Mrs Kolstadt.

*(5 marks)*

**Part Four**

**Fill the gaps.**

Example: *Eric is tall but Mr Kolstadt is **the tallest*** .....



21. Mrs Kolstadt is small but Marie is .....



22. Maida is young but Marie is .....



23. ....? It's an apple.



24. .... days are in a week?

There are seven.



25. .... are the potatoes?

They're £1 a kilo.



(5 marks)

**Part Five**


**Look at the pictures. Count how many there are in each picture and write your answer in the space provided.**

*Example:* One pen




*Two pens*

26. One puppy



27. One elephant



28. One glass



29. One book



30. One baby



*(5 marks)*

## Part Six

Look at this picture and write as much as you can about it on the lines below.  
You can continue writing on the next page.



Handwriting practice area with ten horizontal lines. An illustration of a hand writing on a notepad is positioned on the right side of the lines.



**Part Six (continued)**

A large rectangular area with a dashed border, containing 25 horizontal lines for writing. The lines are evenly spaced and extend across most of the width of the page.

*(10 marks)*